









i3 REFERENCE CARD





<http://i3wm.org/docs/userguide.html>

Throughout this guide, the  icon will be used to refer to the configured modifier. This is the Alt key (Mod1) by default, with (Mod4) being a popular alternative





Basics

 + Enter	open new terminal
 + j	focus left
 + k	focus down
 + l	focus up
 + ;	focus right
 + a	focus parent
 + Space	toggle focus mode

Moving windows

 + Shift + j	move window left
 + Shift + k	move window down
 + Shift + l	move window up
 + Shift + ;	move window right



Modifying windows

 + f	toggle fullscreen
 + v	split a window vertically
 + h	split a window horizontally
 + r	resize mode



Changing the container layout

 + e	default
 + s	stacking
 + w	tabbed



Floating

 + Shift + Space	toggle floating
 + Left click	drag floating




Using workspaces

 + 0-9	switch to another workspace
 + Shift + 0-9	move a window to another

Opening applications / Closing

 + d	open application launcher (dmenu)
 + Shift + q	kill a window/workspace

Restart / Exit

 + Shift + c	reload the configuration file
 + Shift + r	restart i3 in place
 + Shift + e	exit i3

